

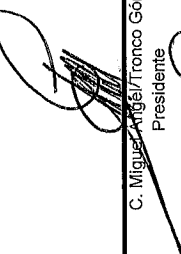


Las Choapas, Ver.
Estado Analítico del Ejercicio del Presupuesto de Egresos
Clasificación Administrativa


del 1 de enero al 31 de julio de 2018


Concepto	Egresos					
	Aprobado 1	Ampliaciones / 2	Modificado 3 = (1 + 2)	Devengado 4	Pagado 5	Subejercicio 6 = (3 - 4)
Presidencia Municipal	\$4,064,279.29	\$5,138,691.83	\$9,202,971.12	\$6,098,930.21	\$6,098,930.21	\$3,104,040.91
Sindicatura	\$3,412,277.24	\$267,994.53	\$3,680,271.77	\$998,830.93	\$998,830.93	\$2,681,440.84
Regiduría	\$5,087,141.00	\$160,692.66	\$5,247,833.66	\$2,910,274.03	\$2,910,274.03	\$2,337,559.63
Secretaría del ayuntamiento	\$1,941,512.55	\$-199,704.28	\$1,741,808.27	\$1,193,806.14	\$1,193,806.14	\$548,002.13
Organos de Control Interno	\$831,641.70	\$340.20	\$831,981.90	\$259,137.80	\$259,137.80	\$572,844.10
Organos Auxiliares	\$66.00	\$65,749.94	\$65,815.94	\$65,337.94	\$65,337.94	\$478.00
Presidente Municipal	\$6,549,514.95	\$-102,827.86	\$6,446,687.09	\$3,304,350.61	\$3,304,350.61	\$3,142,336.48
Desarrollo Económico	\$1,653,738.59	\$3,301.15	\$1,657,039.74	\$1,012,363.94	\$1,012,363.94	\$644,675.80
Desarrollo social	\$30,939,063.55	\$-3,322,934.60	\$27,616,128.95	\$16,125,956.83	\$16,125,956.83	\$11,490,172.12
Servicio Público de Tránsito	\$15,600.00	\$-15,600.00	-	-	-	-
Dirección de Obras Públicas	\$191,264,855.50	\$-20,772,580.19	\$170,492,275.31	\$85,477,021.99	\$85,477,021.99	\$85,015,253.32
Policía Municipal Preventiva	\$14,503,783.35	\$3,788,733.40	\$18,292,516.75	\$11,353,851.52	\$11,353,851.52	\$6,938,665.23
Tesorería	\$29,575,704.66	\$18,166,128.99	\$47,741,833.65	\$29,529,586.15	\$29,529,586.15	\$18,212,247.50
Total del Gasto	\$289,839,178.38	\$3,177,985.77	\$293,017,164.15	\$158,329,448.09	\$158,329,448.09	\$134,687,716.06




 C. Miguel Ángel Tronco Gómez
 Presidente


 C. Empetratriz Santiago Arias
 Regidor


 C. Martha Angelica Salazar González
 Presidente


 Leoberto Castillo Hernández
 Tesorero

