


Del 1 de Enero al 30 de Noviembre del 2019


| Concepto | Saldo Inicial 1 | Cargos del Período 2 | Abonos del Período 3 | Saldo Final 4=(1+2-3) | Variación del Período (4 - 1) |
|---|-------------------------|-------------------------|-------------------------|--------------------------|----------------------------------|
| ACTIVO | | | | | |
| ACTIVO CIRCULANTE | \$44,340,791.50 | \$828,818,397.56 | \$764,852,887.43 | \$108,306,301.63 | \$63,965,510.13 |
| Efectivo y Equivalentes | \$7,388,817.27 | \$395,770,777.46 | \$343,330,676.45 | \$59,828,918.28 | \$52,440,101.01 |
| Derechos a Recibir Efectivo o Equivalentes | \$36,671,549.34 | \$399,374,399.46 | \$394,797,967.89 | \$41,247,980.91 | \$4,576,431.57 |
| Derechos a Recibir Bienes o Servicios | \$280,424.89 | \$32,440,410.64 | \$26,724,243.09 | \$5,996,592.44 | \$5,716,167.55 |
| Inventarios | \$0.00 | \$0.00 | \$0.00 | \$0.00 | \$0.00 |
| Almacenes | \$0.00 | \$1,232,810.00 | \$0.00 | \$1,232,810.00 | \$1,232,810.00 |
| Estimación por Pérdida o Deterioro de Activos Circulantes | \$0.00 | \$0.00 | \$0.00 | \$0.00 | \$0.00 |
| Otros Activos Circulantes | \$0.00 | \$0.00 | \$0.00 | \$0.00 | \$0.00 |
| ACTIVO NO CIRCULANTE | \$302,046,257.42 | \$155,700,113.28 | \$0.01 | \$457,746,370.69 | \$155,700,113.27 |
| Inversiones Financieras a Largo Plazo | \$0.00 | \$0.00 | \$0.00 | \$0.00 | \$0.00 |
| Derechos a Recibir Efectivo o Equivalentes a Largo Plazo | \$0.00 | \$0.01 | \$0.01 | \$0.00 | \$0.00 |
| Bienes Inmuebles, Infraestructura y Construcciones en Proceso | \$271,990,529.83 | \$149,932,228.91 | \$0.00 | \$421,922,758.74 | \$149,932,228.91 |
| Bienes Muebles | \$30,055,727.59 | \$5,767,884.36 | \$0.00 | \$35,823,611.95 | \$5,767,884.36 |
| Activos Intangibles | \$0.00 | \$0.00 | \$0.00 | \$0.00 | \$0.00 |
| Depreciación, Deterioro y Amortización Acumulada de Bienes | \$0.00 | \$0.00 | \$0.00 | \$0.00 | \$0.00 |
| Activos Diferidos | \$0.00 | \$0.00 | \$0.00 | \$0.00 | \$0.00 |
| Estimación por Pérdida o Deterioro de Activos no Circulantes | \$0.00 | \$0.00 | \$0.00 | \$0.00 | \$0.00 |
| Otros Activos no Circulantes | \$0.00 | \$0.00 | \$0.00 | \$0.00 | \$0.00 |
| TOTAL DEL ACTIVO | \$346,387,048.92 | \$984,518,510.84 | \$764,852,887.44 | \$566,052,672.32 | \$219,665,623.40 |


Bajo protesta de decir verdad declaramos que los Estados Financieros y sus Notas son razonablemente correctos y responsabilidad del emisor




C. Miguel Ángel Franco Gómez
Presidente Municipal


C. Martha Angélica Salazar González
Síndico


C. Emperatriz Santiago Arias
Regidor


Lc. Arell Castillo Hernández
Tesorero

